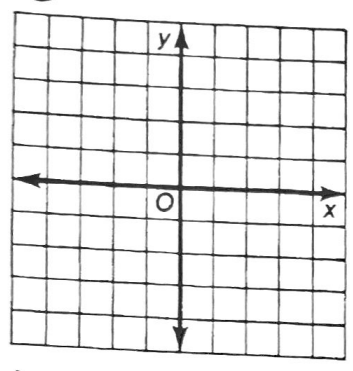


# What Is the Proper Thing to Say When You Introduce a Hamburger?

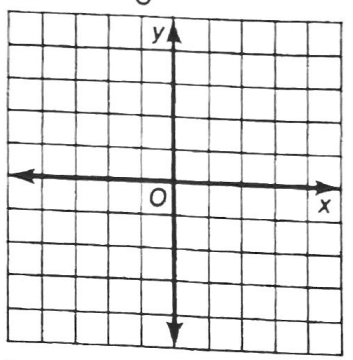
Graph each inequality below. Then read the two statements under the coordinate grid for that exercise. Circle the letter of the statement that correctly describes the location of the graph. Print this letter in each box at the bottom of the page that contains the exercise number.

①  $y \leq x + 2$



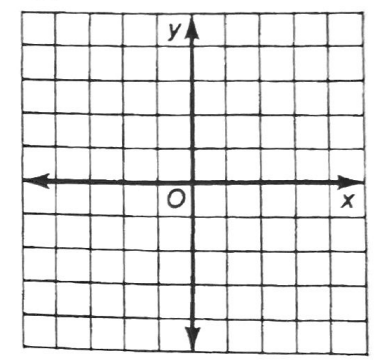
- A All four quadrants; includes boundary line.
- I Quadrants I, II, IV; includes boundary line.

②  $y < \frac{2}{3}x - 1$



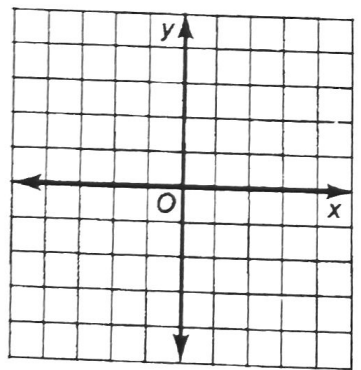
- N Quadrants I, II, IV; excludes boundary line.
- Y Quadrants I, III, IV; excludes boundary line.

③  $y \geq -2x - 3$



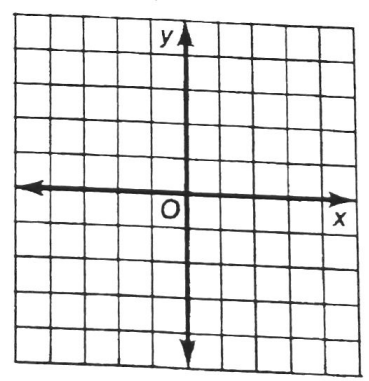
- R Quadrants I, III, IV; includes boundary line.
- P All four quadrants; includes boundary line.

④  $y > -\frac{1}{2}x + 1$



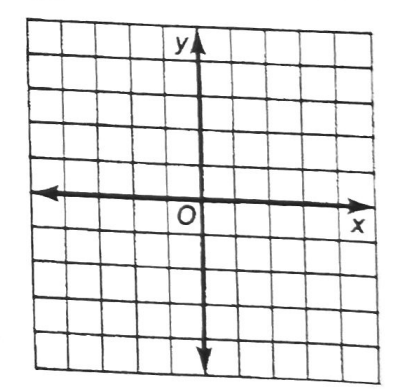
- O Quadrants I, II, IV; includes boundary line.
- E Quadrants I, II, IV; excludes boundary line.

⑤  $y < \frac{5}{4}x - 2$



- M Quadrants I, III, IV; excludes boundary line.
- S Quadrants I, II, IV; excludes boundary line.

⑥  $y \geq -x + 3$



- L All four quadrants; includes boundary line.
- T Quadrants I, II, IV; includes boundary line.

	5	4	4	6	3	1	6	6	2
--	---	---	---	---	---	---	---	---	---

OBJECTIVE 2-h: To graph linear inequalities in two variables (inequalities are solved for y).